



Club Health Assessment for District 300A 1 through December 2025

			Status	Membership						Reports				Finance		LCIF
Club Number	Club Name	Charter Date	Times in Status Quo in Past 2 Years	Current Member Count **	YTD Members Added	YTD Members Dropped	YTD Net Growth% ***	Member Count 1 Year Ago	Dropped Members Avg.Length of Service	Months Since Membership Update	Current Officers Reported ****	Current President Repeated Term	VP Reported *****	Last Date Reported Service (mm/yyyy)	Account Balance	YTD Donations
Clubs less than two years old																
185142	Taipei Cheng Shin	07/15/2025	Active	33	34	1	100.00%	0	0	1	Y					\$2,000.00
182022	Taipei Chi Chia	06/22/2025	Active(1)	8	0	22	-73.33%	0	0	0	N			12/2025		
190981	Taipei Confucian Business International	11/13/2025	Newly Chartered	20	20	0	100.00%	0		1	Y					
179825	Taipei Dragon Rise	12/27/2024	Active(1)	18	0	0	0.00%	20		6	N	None				
181427	Taipei Fu Hua	06/25/2025	Active	20	7	7	0.00%	0	7	5	N	None			90+ Days	
190027	Taipei Ichiro Volunteer Firefighter	10/03/2025	Newly Chartered	23	30	7	100.00%	0	0	0	N		N			
182616	Taipei Jin Chen	06/25/2025	Active	30	18	18	0.00%	0	0	2	N	2				
156160	Taipei Medicine	01/22/2024	Active	25	0	0	0.00%	31		2	Y					
181423	Taipei Public	06/25/2025	Active	30	0	0	0.00%	0		0	N	None				
182021	Taipei Sing Fu	06/04/2025	Active	28	2	0	7.69%	0		5	N	None				
156162	Taipei Starlux	03/18/2024	Active	20	5	0	33.33%	26		4	Y		N	12/2025		\$2,000.00
157392	Taipei Success Palace	03/19/2024	Active	35	5	0	16.67%	106		4	N	None				\$1,000.00
Clubs more than two years old																
23395	PEITOU	05/18/1968	Active	25	0	1	-3.85%	31	21	5	Y		N	09/2023	90+ Days	\$1,000.00
	Exc Award (06/30/2016, 06/30/2017, 06/30/2018, 06/30/2019, 06/30/2020)															
23453	TAIPEI 32ND OF TAIPEI	09/19/1972	Active	33	2	0	6.45%	28		3	Y		N	12/2025		\$2,000.00
	Exc Award (06/30/2017, 06/30/2018, 06/30/2019, 06/30/2023)															
46144	TAIPEI AI HSIN	05/02/1986	Active	30	9	6	11.11%	25	3	2	Y		N	01/2023		\$3,900.00
	Exc Award (06/30/2017, 06/30/2018)															
155359	Taipei Bai-Fu	09/07/2023	Active	24	19	41	-47.83%	39	2	0	N			03/2025		\$2,000.00
39739	TAIPEI BRIGHT	04/03/1981	Active	21	0	0	0.00%	25		6	Y		N	09/2023		
	Exc Award (06/30/2018, 06/30/2020, 06/30/2023)															
48887	TAIPEI CENDY	09/08/1988	Active	36	5	0	16.13%	31		3	N		N	09/2023		\$5,000.00
	Exc Award (06/30/2017, 06/30/2018, 06/30/2023)															
103310	TAIPEI CHAMPION	07/22/2008	Active	18	2	4	-10.00%	18	12	2	Y		N	05/2025	90+ Days	



Club Health Assessment for District 300A 1 through December 2025

			Status	Membership					Reports				Finance	LCIF		
Club Number	Club Name	Charter Date	Times in Status Quo in Past 2 Years	Current Member Count **	YTD Members Added	YTD Members Dropped	YTD Net Growth% ***	Member Count 1 Year Ago	Dropped Members Avg.Length of Service	Months Since Membership Update	Current Officers Reported ****	Current President Repeated Term	VP Reported *****	Last Date Reported Service (mm/yyyy)	Account Balance	YTD Donations
Exc Award (06/30/2017, 06/30/2025)			Active	6	0	0	0.00%	10		6	N			09/2023		
41751	TAIPEI CHANG PAI SHAN	07/08/1982														
Exc Award (06/30/2017)			Active	27	6	0	28.57%	27		3	Y			09/2023		\$15,000.00
48850	TAIPEI CHARITY	08/08/1988														
Exc Award (06/30/2016)			Active	27	8	0	42.11%	19		3	Y		N	10/2025		\$1,000.00
60857	TAIPEI CHENG SHIH	06/08/1998														
Exc Award (06/30/2016, 06/30/2017, 06/30/2019, 06/30/2023)			Active	28	4	1	12.00%	28	3	5	Y			09/2023		\$8,000.00
54728	TAIPEI CHENTE	07/09/1993														
Exc Award (06/30/2018, 06/30/2024)			Active	28	4	3	3.70%	40	8	0	Y		N	01/2025		\$1,000.00
49777	TAIPEI CHI LIN	07/13/1989														
Exc Award (06/30/2016, 06/30/2017, 06/30/2023, 06/30/2024)			Active	30	2	0	7.14%	35		3	Y		N	12/2024		\$1,000.00
89121	TAIPEI CHIA LIEN	08/22/2005														
Exc Award (06/30/2016, 06/30/2017, 06/30/2019, 06/30/2020, 06/30/2023, 06/30/2024)			Active	22	6	0	37.50%	22		3	N			09/2025		
139196	Taipei Chien Ho	07/11/2019														
Exc Award (06/30/2025)			Active	25	4	0	19.05%	23		3	Y		N	01/2025		\$1,000.00
37001	TAIPEI CHIEN KUNG	04/30/1979														
Exc Award (06/30/2025)			Active	21	2	2	0.00%	20	14	1	N		N	08/2023		
50119	TAIPEI CHIN CHAN	01/22/1990														
Exc Award (06/30/2016, 06/30/2017, 06/30/2018, 06/30/2023)			Active	37	7	3	12.12%	34	24	0	Y		N	12/2023	90+ Days	\$1,000.00
23422	TAIPEI CHUNG HSIN	10/24/1972														
Exc Award (06/30/2019)			Active	20	0	1	-4.76%	18	7	5	Y		N	09/2023		
23462	TAIPEI CHUNG SHAN	05/10/1968														
Exc Award (06/30/2017, 06/30/2018, 06/30/2019)			Active	23	3	0	15.00%	21		3	Y		N	09/2023		\$1,000.00
23433	TAIPEI CITY	04/24/1961														
Exc Award (06/30/2016, 06/30/2018)			Active	19	2	3	-5.00%	19	3	5	N			09/2023		\$7,000.00
64317	TAIPEI ELITE	05/21/2001														
Exc Award (06/30/2023)			Active	21	5	5	0.00%	21	12	0	Y		N	09/2023		\$1,000.00
62800	TAIPEI ELITIST	02/21/2000														
Exc Award (06/30/2023)			Active	12	0	1	-7.69%	10	0	5	N	None		03/2019		
88961	TAIPEI EVER HEART	07/15/2005														
Exc Award (06/30/2023)			Active	39	4	1	8.33%	37	11	5	N		N	03/2025		\$1,000.00
89056	TAIPEI FLYING EAGLE	08/08/2005														



Club Health Assessment for District 300A 1 through December 2025

			Status	Membership					Reports				Finance	LCIF		
Club Number	Club Name	Charter Date	Times in Status Quo in Past 2 Years	Current Member Count **	YTD Members Added	YTD Members Dropped	YTD Net Growth% ***	Member Count 1 Year Ago	Dropped Members Avg.Length of Service	Months Since Membership Update	Current Officers Reported ****	Current President Repeated Term	VP Reported *****	Last Date Reported Service (mm/yyyy)	Account Balance	YTD Donations
31593	Exc Award (06/30/2017, 06/30/2018, 06/30/2023) TAIPEI FONG LAI	01/21/1976	Active	18	0	0	0.00%	16		6	Y			09/2023		\$7,000.00
120551	Exc Award (06/30/2017, 06/30/2018, 06/30/2025) Taipei Global	10/11/2013	Active	21	6	0	40.00%	21		2	Y		N	09/2023		
47819	Exc Award (06/30/2017, 06/30/2018) TAIPEI GOLDEN CITY	10/26/1987	Active	22	4	1	15.79%	20	4	5	Y		N	05/2025		\$1,000.00
84064	Exc Award (06/30/2017, 06/30/2018, 06/30/2020) TAIPEI GREAT LOVE	08/25/2004	Active	22	5	3	10.00%	29	3	3	Y		N	09/2025		
155360	Exc Award (06/30/2019, 06/30/2020) Taipei Great Wisdom	09/07/2023	Active	38	0	0	0.00%	37		2	Y		N			
143678	Taipei Greater China	12/11/2020	Active	22	3	1	10.00%	25	5	1	Y		N	03/2023		\$6,000.00
139232	Taipei Ho-Lo	07/11/2019	Active	40	3	8	-11.11%	47	6	0	N			09/2025	90+ Days	\$11,000.00
23426	Exc Award (06/30/2020) TAIPEI HOST	06/24/1953	Active	54	2	1	1.89%	56	32	1	Y		N	11/2025		\$3,300.00
126781	Exc Award (06/30/2018, 06/30/2020, 06/30/2024) Taipei Hua Hsin	02/16/2016	Active	3	0	0	0.00%	20		5	N	None		09/2023		
97291	Exc Award (06/30/2019, 06/30/2020, 06/30/2024) TAIPEI HUNG YUAN	06/12/2006	Active	26	1	0	4.00%	30		2	Y		N	12/2024		
36158	Exc Award (06/30/2019, 06/30/2023, 06/30/2024) TAIPEI HWA SHIAH L C	10/11/1978	Active	24	0	1	-4.00%	26	1	5	Y		N	08/2023		
47847	Exc Award (06/30/2016, 06/30/2017, 06/30/2018, 06/30/2020, 06/30/2024) TAIPEI JOINERS	11/03/1987	Active	73	28	0	62.22%	45		2	Y		N	09/2025	90+ Days	\$1,000.00
54094	Exc Award (06/30/2017, 06/30/2018, 06/30/2020, 06/30/2024) TAIPEI KANG NING	02/16/1993	Active	27	2	1	3.85%	35	14	0	Y		N	02/2025		\$7,000.00
47007	Exc Award (06/30/2018, 06/30/2019, 06/30/2020, 06/30/2024) TAIPEI KUO CHIANG	03/03/1987	Active	22	4	0	22.22%	18		2	Y		N	05/2025		\$4,000.00
	Exc Award (06/30/2017, 06/30/2018, 06/30/2019, 06/30/2023, 06/30/2025)															



Club Health Assessment for District 300A 1 through December 2025

			Status	Membership						Reports				Finance	LCIF	
Club Number	Club Name	Charter Date	Times in Status Quo in Past 2 Years	Current Member Count **	YTD Members Added	YTD Members Dropped	YTD Net Growth% ***	Member Count 1 Year Ago	Dropped Members Avg.Length of Service	Months Since Membership Update	Current Officers Reported ****	Current President Repeated Term	VP Reported *****	Last Date Reported Service (mm/yyyy)	Account Balance	YTD Donations
135924	Taipei Liang Dian	07/13/2018	Active	36	1	1	0.00%	40	2	0	Y			01/2025		\$1,000.00
	Exc Award (06/30/2019)															
41568	TAIPEI MIN SHEN	06/22/1982	Active	35	0	3	-7.89%	38	1	1	Y			08/2023		\$5,000.00
	Exc Award (06/30/2018, 06/30/2020, 06/30/2024)															
31154	TAIPEI MING TEH	08/29/1975	Active	19	2	3	-5.00%	20	5	5	Y		N	09/2023		\$3,000.00
	Exc Award (06/30/2018)															
42002	TAIPEI NEI HU	11/22/1982	Active	81	4	0	5.19%	70		1	Y		N	09/2023		\$1,000.00
	Exc Award (06/30/2016, 06/30/2023)															
106155	TAIPEI NEW FUHSING	07/28/2009	Active	28	0	1	-3.45%	41	1	2	N			09/2023		\$1,000.00
	Exc Award (06/30/2016, 06/30/2019)															
133613	Taipei New Xiangshan	01/17/2018	Active	16	4	5	-5.88%	20	1	0	N			09/2025	90+ Days	\$1,000.00
	Exc Award (06/30/2019)															
23445	TAIPEI NORTHWEST	05/01/1964	Active	23	2	0	9.52%	23		2	Y		N	09/2023		\$1,000.00
	Exc Award (06/30/2017, 06/30/2023, 06/30/2024)															
23446	TAIPEI OVERSEAS	04/29/1964	Active	28	4	0	16.67%	30		3	Y		N	11/2022	90+ Days	
	Exc Award (06/30/2017, 06/30/2018)															
33047	TAIPEI PEACE	11/29/1976	Active	43	6	12	-12.24%	38	5	0	Y		N	09/2023		\$2,000.00
	Exc Award (06/30/2016, 06/30/2018, 06/30/2024)															
49115	TAIPEI RITZ	12/27/1988	Active	30	4	0	15.38%	30		1	Y		N	11/2025		\$1,000.00
	Exc Award (06/30/2016, 06/30/2018, 06/30/2024)															
120344	Taipei Ritzlady	09/13/2013	Active	36	5	0	16.13%	30		5	Y		N	11/2025		\$1,000.00
	Exc Award (06/30/2017, 06/30/2018, 06/30/2023)															
42101	TAIPEI RONG CHERNG	12/27/1982	Active	42	0	3	-6.67%	40	1	0	Y		N	12/2025		\$3,000.00
	Exc Award (06/30/2016, 06/30/2018, 06/30/2023)															
48974	TAIPEI RONG HUANG	10/25/1988	Active	21	0	4	-16.00%	29	5	1	Y		N	11/2024		\$1,000.00
	Exc Award (06/30/2024)															
125525	Taipei Rongyu	08/18/2015	Active	25	0	0	0.00%	25		2	Y		N	09/2023		\$5,000.00
	Exc Award (06/30/2017)															
109847	TAIPEI SEVEN HEART	12/10/2010	Active	29	3	0	11.54%	32		1	Y		N	03/2025		



Club Health Assessment for District 300A 1 through December 2025

			Status	Membership						Reports				Finance	LCIF	
Club Number	Club Name	Charter Date	Times in Status Quo in Past 2 Years	Current Member Count **	YTD Members Added	YTD Members Dropped	YTD Net Growth% ***	Member Count 1 Year Ago	Dropped Members Avg.Length of Service	Months Since Membership Update	Current Officers Reported ****	Current President Repeated Term	VP Reported *****	Last Date Reported Service (mm/yyyy)	Account Balance	YTD Donations
Exc Award (06/30/2016, 06/30/2017, 06/30/2018, 06/30/2023)			Active	29	3	3	0.00%	34	1	2	Y		N	09/2023	90+ Days	\$2,000.00
49313	TAIPEI SHENG SHIN	03/15/1989														
Exc Award (06/30/2017, 06/30/2019)			Active	24	0	0	0.00%	28	6	Y			11/2022	\$1,000.00		
23448	TAIPEI SHIH LIN	08/31/1973														
Exc Award (06/30/2018, 06/30/2019)			Active	59	0	7	-10.61%	40	2	0	Y	N	12/2025	\$2,000.00		
43915	TAIPEI SHIH PAI	05/08/1984														
Exc Award (06/30/2017, 06/30/2023, 06/30/2024)			Active	17	0	2	-10.53%	13	0	2	Y	N	09/2023	\$2,000.00		
84411	TAIPEI SHIN YUEH	11/11/2004														
Exc Award (06/30/2017, 06/30/2019, 06/30/2020)			Active	21	4	0	23.53%	17	4	Y	N	09/2023	\$1,000.00			
68920	TAIPEI SINCERE	06/10/2003														
Exc Award (06/30/2016, 06/30/2017, 06/30/2018)			Active	25	0	2	-7.41%	27	18	2	Y	N	11/2025			
100427	TAIPEI SONG YUEO	10/29/2007														
Exc Award (06/30/2017, 06/30/2018)			Active	34	3	1	6.25%	31	1	0	Y	N	08/2025			
23451	TAIPEI SOUTHWEST	04/09/1965														
Exc Award (06/30/2016, 06/30/2017)			Active	20	0	0	0.00%	20	5	Y	Y	N	12/2025	\$1,000.00		
53915	TAIPEI STRONGSHINE	12/21/1992														
Exc Award (06/30/2018)			Active	26	1	0	4.00%	26	4	Y	2	N	01/2024	\$1,000.00		
42696	TAIPEI SUN	05/19/1983														
Exc Award (06/30/2018, 06/30/2023)			Active	30	5	3	7.14%	27	5	0	Y		09/2023			
23452	TAIPEI SUNG SHAN	04/15/1969														
Exc Award (06/30/2017, 06/30/2018, 06/30/2023)			Active	31	2	6	-11.43%	38	6	0	Y		11/2022	\$3,000.00		
38704	TAIPEI SUNG SHAN TSU YOU	06/16/1980														
Exc Award (06/30/2017, 06/30/2019, 06/30/2020)			Active	16	0	0	0.00%	18	4	Y			09/2023			
39641	TAIPEI SZE WEI	03/31/1981														
Exc Award (06/30/2018)			Active	27	1	2	-3.57%	37	27	0	Y	N	12/2025	\$2,300.00		
30789	TAIPEI TAO CHIANG	05/06/1975														
Exc Award (06/30/2017, 06/30/2018, 06/30/2019, 06/30/2023)			Active	24	2	4	-7.69%	23	5	2	Y		09/2025	\$4,000.00		
61086	TAIPEI TIEN MEI	08/18/1998														
Exc Award (06/30/2016, 06/30/2023)																



Club Health Assessment for District 300A 1 through December 2025

			Status	Membership						Reports				Finance	LCIF	
Club Number	Club Name	Charter Date	Times in Status Quo in Past 2 Years	Current Member Count **	YTD Members Added	YTD Members Dropped	YTD Net Growth% ***	Member Count 1 Year Ago	Dropped Members Avg.Length of Service	Months Since Membership Update	Current Officers Reported ****	Current President Repeated Term	VP Reported *****	Last Date Reported Service (mm/yyyy)	Account Balance	YTD Donations
33899	TAIPEI TIEN MU	05/06/1977	Active	42	7	0	20.00%	36		3	Y		N	12/2025		\$3,000.00
	Exc Award (06/30/2018)															
66330	TAIPEI TOP 1	06/28/2002	Active	15	0	1	-6.25%	17	10	0	Y		N	09/2023		
	Exc Award (06/30/2018, 06/30/2019, 06/30/2024)															
57304	TAIPEI TORNG SHIN	08/28/1995	Active	26	1	2	-3.70%	25	2	3	Y		N	08/2023		\$1,000.00
	Exc Award (06/30/2016, 06/30/2018, 06/30/2023)															
49208	TAIPEI TSYR HUEY	02/08/1989	Active	18	0	1	-5.26%	20	2	1	Y			08/2023		\$1,000.00
	Exc Award (06/30/2018, 06/30/2024)															
50037	TAIPEI TUNG YI	12/14/1989	Active	45	3	3	0.00%	49	20	0	Y		N	09/2023	90+ Days	\$15,000.00
	Exc Award (06/30/2017, 06/30/2018, 06/30/2019, 06/30/2023)															
129770	Taipei Tungnan University	01/23/2017	Active	9	5	0	125.00%	9		3	Y		N	05/2025		
	Exc Award (06/30/2023)															
44085	TAIPEI UNIVERSAL	06/15/1984	Active	20	1	2	-4.76%	20	1	5	N	None	N	09/2023		\$1,000.00
	Exc Award (06/30/2019)															
61227	TAIPEI UNIVERSITY OF TECHNOLOGY	11/03/1998	Active	74	19	1	32.14%	63	8	0	Y		N	12/2025		\$18,000.00
	Exc Award (06/30/2016, 06/30/2018, 06/30/2023)															
115669	TAIPEI WEIDE	12/06/2011	Active	15	0	0	0.00%	16		2	Y		N	09/2023		\$1,000.00
	Exc Award (06/30/2016, 06/30/2017, 06/30/2019)															
48907	TAIPEI WEN HUA	09/26/1988	Active	27	8	0	42.11%	21		3	Y		N	09/2023		\$3,000.00
	Exc Award (06/30/2017, 06/30/2023, 06/30/2024)															
139632	Taipei Xin Dong	08/15/2019	Active	14	2	3	-6.67%	15	1	2	Y		N	01/2024	90+ Days	\$4,000.00
115630	TAIPEI YES	11/28/2011	Active	15	0	0	0.00%	15		2	Y		N	09/2023		
	Exc Award (06/30/2019)															
120406	Taipei Yuan Hsin	09/24/2013	Active	15	0	10	-40.00%	23	1	5	N	None		03/2025		\$2,000.00
122904	Taipei Yung Han	08/07/2014	Active	15	0	0	0.00%	17		6	N	None		01/2025		
	Exc Award (06/30/2017, 06/30/2019)															
49705	TAIPEI YUNG KANG	06/19/1989	Active	16	1	0	6.67%	17		5	Y		N	12/2024		
	Exc Award (06/30/2017, 06/30/2018, 06/30/2023)															



Club Health Assessment for District 300A 1 through December 2025

					Charter Date		Status		Membership					Reports				Finance		LCIF
							Times in Status Quo in Past 2 Years	Current Member Count **	YTD Members Added	YTD Members Dropped	YTD Net Growth% ***	Member Count 1 Year Ago	Dropped Members Avg.Length of Service	Months Since Membership Update	Current Officers Reported ****	Current President Repeated Term	VP Reported *****	Last Date Reported Service (mm/yyyy)	Account Balance	YTD Donations
Club Number	Club Name																			
143086	Taipei Zhong He				10/12/2020		Active	22	1	1	0.00%	33	1	2	Y		12/2024			
	Exc Award (06/30/2024)																			
23465	YANGMINGSHAN				04/11/1968		Active	42	4	0	10.53%	50		2	Y		N	12/2025	\$2,000.00	
	Exc Award (06/30/2017, 06/30/2018)																			
Current Total Clubs Count	YTD New Clubs Count	YTD Cancelled Clubs Count	YTD Net Club Gain	Current Total Members Count	YTD Add	YTD Drop	YTD Net Growth	Member Count 12 Months Ago	Average Member Count Per Club	% of Clubs with less than 20 members	% No Officer Report in 12 Months	% of Clubs with balance 90+ days	Number of Clubs in Status Quo	% Status Quo Clubs in Financial Suspension	Number of Cancelled Clubs	Average Cancelled Club Age	Members Lost Due to Cancellation	% of Clubs Cancelled for Non-Financial Reasons		
95	3	0	3	2,579	381	229	152	6.26%	2,520	27	22%	4%	12%	0	0%	0	0	0	0%	

* - P - Priority Club. Cancellation Reasons: 1-Objectives/conduct, 2-Non-active club, 5-Non-existing club, 6-Disbanding, 7-Merger, 8-Financial Suspension, 9-District/Multiple District Dues.
** Red denotes below 15 active members.
*** Red denotes 20% + loss.
**** Y - all 3 (President, Secretary, Treasurer) club officers reported, N - not all 3 reported.
***** Abbreviation: N-New, IP-Immediate Past, R-Repeat.




Club Health Assessment for District 300A 2 through December 2025

			Status	Membership						Reports				Finance	LCIF	
Club Number	Club Name	Charter Date	Times in Status Quo in Past 2 Years	Current Member Count **	YTD Members Added	YTD Members Dropped	YTD Net Growth% ***	Member Count 1 Year Ago	Dropped Members Avg.Length of Service	Months Since Membership Update	Current Officers Reported ****	Current President Repeated Term	VP Reported *****	Last Date Reported Service (mm/yyyy)	Account Balance	YTD Donations
Clubs less than two years old																
186943	Taipei GAC	07/10/2025	Active	38	39	1	100.00%	0	0	0	Y					\$1,000.56
181852	Taipei Shine Hope	04/11/2025	Active	34	15	1	70.00%	0	0	2	Y	2				\$2,001.04
Clubs more than two years old																
55061	KING MAN Exc Award (06/30/2022)	11/19/1993	Active	22	1	1	0.00%	25	1	0	N			09/2022		\$2,003.03
58921	KING MAN GOLDEN DRAGON Exc Award (06/30/2017, 06/30/2018, 06/30/2021, 06/30/2023, 06/30/2024, 06/30/2025)	12/12/1996	Active	34	0	0	0.00%	37		6	N			11/2021		
57299	KING MEN MU LAN Exc Award (06/30/2019, 06/30/2023)	08/23/1995	Active	25	1	0	4.17%	26		5	Y			11/2021		
48381	TAIPEI AI HUA Exc Award (06/30/2018, 06/30/2020, 06/30/2023)	04/04/1988	Active	28	3	0	12.00%	26		4	Y		N	10/2022		\$2,001.22
40264	TAIPEI AI KUO Exc Award (06/30/2017, 06/30/2023, 06/30/2024)	07/21/1981	Active	36	7	0	24.14%	32		0	Y		N	08/2022		\$19,019.04
50462	TAIPEI AI XIN Exc Award (06/30/2016, 06/30/2017, 06/30/2019, 06/30/2021, 06/30/2023)	04/24/1990	Active	36	9	1	28.57%	37	0	3	Y		N	07/2023		\$3,003.69
40796	TAIPEI AN HO Exc Award (06/03/2016, 06/30/2017, 06/30/2019)	01/25/1982	Active	22	2	1	4.76%	22	4	0	Y		N	07/2023		\$2,003.03
49706	TAIPEI BEIJING Exc Award (06/03/2016, 06/30/2021)	06/21/1989	Active	20	5	0	33.33%	27		3	N			07/2023		\$1,000.66
120361	Taipei Bright Star Exc Award (06/30/2017, 06/30/2019, 06/30/2021, 06/30/2023)	09/17/2013	Active	93	31	1	47.62%	78	1	0	Y		N	07/2023		\$4,002.63
23431	TAIPEI CAPITAL Exc Award (06/30/2017, 06/30/2019, 06/30/2023, 06/30/2024)	06/17/1959	Active	53	1	1	0.00%	56	2	4	Y		N	11/2022		\$37,012.10
48678	TAIPEI CAPITOL Exc Award (06/30/2016, 06/30/2023)	06/14/1988	Active	29	1	2	-3.33%	31	25	0	Y		N	07/2023		\$3,001.97



Club Health Assessment for District 300A 2 through December 2025

			Status	Membership						Reports				Finance	LCIF	
Club Number	Club Name	Charter Date	Times in Status Quo in Past 2 Years	Current Member Count **	YTD Members Added	YTD Members Dropped	YTD Net Growth% ***	Member Count 1 Year Ago	Dropped Members Avg.Length of Service	Months Since Membership Update	Current Officers Reported ****	Current President Repeated Term	VP Reported *****	Last Date Reported Service (mm/yyyy)	Account Balance	YTD Donations
23432	TAIPEI CENTRAL	04/28/1961	Active	38	9	0	31.03%	30		1	Y		N	10/2022		\$11,009.62
	Exc Award (06/30/2017, 06/30/2022, 06/30/2023)															
23429	TAIPEI CHANG AN	11/26/1973	Active	31	3	2	3.33%	32	14	0	Y		N	08/2022		\$2,002.62
	Exc Award (06/30/2018, 06/30/2020, 06/30/2022, 06/30/2023, 06/30/2024)															
117411	TAIPEI CHANG HONG	07/23/2012	Active	40	5	0	14.29%	43		5	Y		N	10/2022		\$36,028.16
	Exc Award (06/30/2021, 06/30/2022, 06/30/2023, 06/30/2024)															
23434	TAIPEI CHIEN CHENG	04/18/1968	Active	29	4	0	16.00%	29		2	Y		N	09/2022		\$2,001.13
	Exc Award (06/30/2021, 06/30/2023)															
48677	TAIPEI CHIEN HUA	06/01/1988	Active	28	2	0	7.69%	27		5	Y		N	09/2022		\$5,004.71
	Exc Award (06/30/2016, 06/30/2019, 06/30/2021)															
37975	TAIPEI CHIEN KUO	01/21/1980	Active	23	2	2	0.00%	27	2	0	Y			07/2023		\$2,001.32
	Exc Award (06/30/2016, 06/30/2022, 06/30/2023)															
115864	TAIPEI CHIH-CHENG	01/13/2012	Active	50	2	1	2.04%	52	6	0	N			10/2022		\$19,028.92
	Exc Award (06/30/2018, 06/30/2019, 06/30/2020, 06/30/2021, 06/30/2022, 06/30/2024, 06/30/2025)															
53222	TAIPEI CHING HWA	06/02/1992	Active	25	6	0	31.58%	20		3	Y		R	08/2022		\$2,003.03
	Exc Award (06/30/2018, 06/30/2019, 06/30/2023, 06/30/2025)															
36499	TAIPEI CHINGMEI	01/11/1979	Active	28	1	0	3.70%	28		5	Y			08/2023		\$2,001.12
	Exc Award (06/30/2018, 06/30/2020, 06/30/2021)															
98117	TAIPEI CHOU YU	12/06/2006	Active	59	19	0	47.50%	44		2	Y		N	07/2023		\$7,006.56
	Exc Award (06/30/2019, 06/30/2021, 06/30/2023, 06/30/2025)															
50660	TAIPEI CHUNG PEI	06/01/1990	Active	38	5	0	15.15%	33		0	Y			09/2022		\$6,003.54
	Exc Award (06/30/2017, 06/30/2019, 06/30/2020)															
46551	TAIPEI CHUNG YUAN	09/04/1986	Active	22	5	0	29.41%	17		3	Y			07/2023		\$3,003.69
	Exc Award (06/30/2018, 06/30/2020, 06/30/2022, 06/30/2023, 06/30/2025)															
49946	TAIPEI CHUNG-AI	11/10/1989	Active	34	4	1	9.68%	31	1	0	Y		N	07/2023		\$1,022.37



Club Health Assessment for District 300A 2 through December 2025

			Status	Membership						Reports				Finance	LCIF	
Club Number	Club Name	Charter Date	Times in Status Quo in Past 2 Years	Current Member Count **	YTD Members Added	YTD Members Dropped	YTD Net Growth% ***	Member Count 1 Year Ago	Dropped Members Avg.Length of Service	Months Since Membership Update	Current Officers Reported ****	Current President Repeated Term	VP Reported *****	Last Date Reported Service (mm/yyyy)	Account Balance	YTD Donations
Exc Award (06/30/2016, 06/30/2023, 06/30/2024, 06/30/2025)																
35832	TAIPEI DIGNITY	06/07/1978	Active	28	3	0	12.00%	27		4	Y		N	10/2022		
Exc Award (06/30/2016, 06/30/2020, 06/30/2021)																
23435	TAIPEI DOWNTOWN	03/01/1958	Active	13	11	11	0.00%	31	2	3	Y		N	10/2023		
Exc Award (06/30/2023, 06/30/2024)																
124041	Taipei Dreamer Campus	01/21/2015	Active	30	15	1	87.50%	34	1	5	Y		N	10/2022		
37710	TAIPEI EAST GATE	11/19/1979	Active	28	2	1	3.70%	31	18	0	Y			10/2022		\$8,017.15
Exc Award (06/30/2019, 06/30/2022)																
77783	TAIPEI ELITE	11/06/2003	Active	65	5	0	8.33%	62		1	Y		N	10/2022		\$14,015.02
Exc Award (06/30/2017, 06/30/2019, 06/30/2021, 06/30/2022)																
128579	Taipei Elite Delicate	08/09/2016	Active	30	19	1	150.00%	34	18	0	Y		N	09/2022		\$2,000.91
128642	Taipei Elite Diamond	08/16/2016	Active	25	9	0	56.25%	12		5	Y		R	10/2022		\$1,000.66
Exc Award (06/30/2017, 06/30/2018, 06/30/2023)																
129362	Taipei Elite-Tutor	11/09/2016	Active	33	4	7	-8.33%	45	5	0	Y			07/2023		\$140.00
Exc Award (06/30/2021)																
32970	TAIPEI EVER GREEN	11/10/1976	Active	29	6	1	20.83%	24	25	4	Y		N	10/2022		\$4,002.53
Exc Award (06/30/2018, 06/30/2020, 06/30/2022, 06/30/2024, 06/30/2025)																
120038	Taipei Excellence	07/29/2013	Active	31	6	0	24.00%	37		4	Y		N	07/2023		\$4,002.44
Exc Award (06/30/2017, 06/30/2018, 06/30/2020, 06/30/2023)																
51070	TAIPEI FENG DER	11/13/1990	Active	28	4	1	12.00%	25	0	0	Y		N	10/2022		
Exc Award (06/30/2021, 06/30/2023, 06/30/2024)																
136220	Taipei Feng Huang Art Aesthetics	08/09/2018	Active	71	14	0	24.56%	77		0	Y		N	07/2023		\$6,003.95
Exc Award (06/30/2021, 06/30/2023, 06/30/2024)																
140668	Taipei Full Victory	01/08/2020	Active	36	2	1	2.86%	38	6	0	Y		N	11/2021		
Exc Award (06/30/2021, 06/30/2024, 06/30/2025)																
101435	TAIPEI GALAXY	03/03/2008	Active	12	0	2	-14.29%	14	8	1	Y			10/2022		\$1,000.66
Exc Award (06/30/2017, 06/30/2019, 06/30/2021, 06/30/2022, 06/30/2024)																



Club Health Assessment for District 300A 2 through December 2025

			Status	Membership						Reports				Finance	LCIF	
Club Number	Club Name	Charter Date	Times in Status Quo in Past 2 Years	Current Member Count **	YTD Members Added	YTD Members Dropped	YTD Net Growth% ***	Member Count 1 Year Ago	Dropped Members Avg.Length of Service	Months Since Membership Update	Current Officers Reported ****	Current President Repeated Term	VP Reported *****	Last Date Reported Service (mm/yyyy)	Account Balance	YTD Donations
123407	Taipei Gemini	10/17/2014	Active	15	0	0	0.00%	17		6	N			07/2023		
	Exc Award (06/30/2016, 06/30/2019, 06/30/2023)															
117481	TAIPEI GI SHINE	07/27/2012	Active	23	5	4	4.55%	24	4	0	N			11/2022		
	Exc Award (06/30/2021)															
60661	TAIPEI GIDA	04/16/1998	Active	20	13	11	11.11%	17	2	0	N		N	01/2023		\$4,002.53
	Exc Award (06/30/2018, 06/30/2023)															
48830	TAIPEI GLORY	07/18/1988	Active	34	4	0	13.33%	30		5	Y		N	07/2023		\$2,001.32
	Exc Award (06/30/2017, 06/30/2022, 06/30/2023, 06/30/2025)															
23436	TAIPEI GRAND	04/19/1969	Active	31	3	7	-11.43%	38	22	0	Y			10/2022		\$2,001.66
	Exc Award (06/30/2018, 06/30/2023, 06/30/2024)															
23454	TAIPEI GREAT GROUND	04/19/1969	Active	31	5	0	19.23%	47		2	N		N	08/2022		
	Exc Award (06/30/2017, 06/30/2021, 06/30/2023)															
47363	TAIPEI GREEN MOUNTAIN	05/22/1987	Active	37	2	0	5.71%	38		2	Y		N	09/2022		\$4,002.22
	Exc Award (06/30/2019, 06/30/2021, 06/30/2022, 06/30/2023, 06/30/2024, 06/30/2025)															
48831	TAIPEI HEROINE	07/27/1988	Active	12	1	1	0.00%	19	1	0	N			06/2024		\$1,000.66
	Exc Award (06/30/2018, 06/30/2020, 06/30/2021, 06/30/2022)															
106063	TAIPEI HSIANG HONG	07/08/2009	Active	46	2	0	4.55%	44		0	N		N	08/2022		\$2,001.32
	Exc Award (06/30/2016, 06/30/2017, 06/30/2018, 06/30/2023, 06/30/2024, 06/30/2025)															
53676	TAIPEI HSIANG SHUN	09/11/1992	Active	38	5	1	11.76%	29	0	0	N			10/2022		\$6,005.56
	Exc Award (06/30/2021, 06/30/2023, 06/30/2025)															
56824	TAIPEI HSIN DE	04/04/1995	Active	50	6	3	6.38%	62	1	0	N		N	09/2022		\$2,001.32
	Exc Award (06/30/2016, 06/30/2023, 06/30/2024, 06/30/2025)															
23428	TAIPEI HUA CHIANG	07/27/1972	Active	32	2	0	6.67%	26		4	N	None		09/2022		
	Exc Award (06/30/2016, 06/30/2023)															
123178	Taipei Huang Pu	09/25/2014	Active	6	2	0	50.00%	25		5	N			10/2022		
	Exc Award (06/30/2020)															



Club Health Assessment for District 300A 2 through December 2025

			Status	Membership						Reports				Finance	LCIF	
Club Number	Club Name	Charter Date	Times in Status Quo in Past 2 Years	Current Member Count **	YTD Members Added	YTD Members Dropped	YTD Net Growth% ***	Member Count 1 Year Ago	Dropped Members Avg.Length of Service	Months Since Membership Update	Current Officers Reported ****	Current President Repeated Term	VP Reported *****	Last Date Reported Service (mm/yyyy)	Account Balance	YTD Donations
39296	TAIPEI HWA SHAN	01/08/1981	Active	33	7	0	26.92%	28		2	Y			07/2023		\$9,007.52
	Exc Award (06/30/2016, 06/30/2017, 06/30/2018, 06/30/2023, 06/30/2024)															
109310	TAIPEI ILIONS	09/27/2010	Active	31	2	2	0.00%	34	10	0	Y		N	07/2025		\$3,003.69
	Exc Award (06/30/2016)															
23425	TAIPEI JEN AI	05/23/1973	Active	48	3	0	6.67%	52		3	Y		N	07/2023		\$27,034.01
	Exc Award (06/30/2018, 06/30/2020, 06/30/2021, 06/30/2023)															
30788	TAIPEI JEN TE	05/06/1975	Active	37	13	7	19.35%	37	2	0	Y			11/2021		
	Exc Award (06/30/2016, 06/30/2024, 06/30/2025)															
120040	Taipei Jin Jhan	07/24/2013	Active	47	14	2	34.29%	47	4	0	Y		N	10/2022		\$2,001.32
	Exc Award (06/30/2016, 06/30/2017, 06/30/2019, 06/30/2021, 06/30/2023, 06/30/2024)															
88975	TAIPEI JING CAI	07/18/2005	Active	71	5	3	2.90%	80	2	0	Y		N	07/2023		\$10,010.02
	Exc Award (06/30/2016, 06/30/2017, 06/30/2019, 06/30/2022)															
125654	Taipei Jing Cheng	08/24/2015	Active	28	3	1	7.69%	31	9	0	N		N	08/2022		\$6,003.94
	Exc Award (06/30/2016, 06/30/2017, 06/30/2020, 06/30/2023)															
128580	Taipei Jing Li Ching	08/09/2016	Active	24	5	1	20.00%	19	2	0	Y	2	N	09/2022		\$2,004.74
	Exc Award (06/30/2021, 06/30/2025)															
155502	Taipei Jiu Shing Huei	07/31/2023	Active	31	10	4	24.00%	35	0	0	N					
64879	TAIPEI LONG FENG	12/26/2001	Active	17	9	3	54.55%	16	0	0	Y			09/2022		
	Exc Award (06/30/2021, 06/30/2023)															
62305	TAIPEI LONG HWA	08/13/1999	Active	26	11	1	62.50%	22	4	0	Y		N	09/2022		\$1,002.37
	Exc Award (06/30/2016, 06/30/2019, 06/30/2021, 06/30/2023, 06/30/2025)															
23438	TAIPEI LONG RIVER	08/28/1973	Active	36	3	0	9.09%	37		1	Y		N	05/2024		\$3,005.40
	Exc Award (06/30/2016, 06/30/2018, 06/30/2022, 06/30/2023)															
23440	TAIPEI LONG SHAN	04/29/1969	Active	39	4	0	11.43%	40		1	Y		N	07/2023		\$2,001.13
	Exc Award (06/30/2018, 06/30/2021, 06/30/2023, 06/30/2024)															
122765	Taipei Mai-Sen	07/14/2014	Active	23	1	1	0.00%	24	2	0	N	None		11/2022		



Club Health Assessment for District 300A 2 through December 2025

			Status	Membership					Reports				Finance	LCIF		
Club Number	Club Name	Charter Date	Times in Status Quo in Past 2 Years	Current Member Count **	YTD Members Added	YTD Members Dropped	YTD Net Growth% ***	Member Count 1 Year Ago	Dropped Members Avg.Length of Service	Months Since Membership Update	Current Officers Reported ****	Current President Repeated Term	VP Reported *****	Last Date Reported Service (mm/yyyy)	Account Balance	YTD Donations
Exc Award (06/30/2021, 06/30/2022, 06/30/2024)																
23441	TAIPEI METROPOLIS	01/17/1961	Active	27	2	0	8.00%	25		3	Y		N	10/2022		\$1,000.66
Exc Award (06/30/2019, 06/30/2020, 06/30/2023)																
48291	TAIPEI MIN CHUAN	03/21/1988	Active	19	0	0	0.00%	19		8	Y		N	10/2022		
106064	TAIPEI MOUNGAR	07/08/2009	Active	30	9	0	42.86%	27		1	Y		N	10/2022		\$1,000.66
Exc Award (06/30/2024)																
35629	TAIPEI NAN MEN L C	05/16/1978	Active	27	3	2	3.85%	28	8	0	Y			08/2025		\$3,005.74
Exc Award (06/30/2017, 06/30/2020, 06/30/2021, 06/30/2022)																
23442	TAIPEI NANKING	11/02/1971	Active	28	2	1	3.70%	27	1	0	Y		N	07/2023		\$2,003.37
Exc Award (06/30/2017, 06/30/2020, 06/30/2023, 06/30/2025)																
48558	TAIPEI NEW GRAND	05/10/1988	Active	23	0	0	0.00%	25		6	Y		N	10/2022		\$1,000.25
Exc Award (06/30/2016, 06/30/2020, 06/30/2023, 06/30/2024)																
48292	TAIPEI NEW TAIPEI	03/21/1988	Active	29	4	0	16.00%	28		4	Y		N	10/2022		\$3,001.69
Exc Award (06/30/2019, 06/30/2020)																
23443	TAIPEI NORTH	10/31/1962	Active	42	1	1	0.00%	45	2	2	Y		N	09/2022		\$33,025.11
Exc Award (06/30/2018, 06/30/2021)																
23444	TAIPEI NORTHEAST	05/26/1965	Active	28	0	0	0.00%	33		6	Y			08/2022		\$1,001.00
Exc Award (06/30/2017)																
133433	Taipei Ntust EMBA	12/15/2017	Active	49	4	8	-7.55%	54	3	0	Y		N	11/2023		\$4,003.65
Exc Award (06/30/2018, 06/30/2019, 06/30/2021, 06/30/2022, 06/30/2023, 06/30/2024, 06/30/2025)																
62600	TAIPEI OLD PINE	12/29/1999	Active	36	0	3	-7.69%	42	5	0	Y		N	10/2022		\$6,005.56
Exc Award (06/30/2018, 06/30/2019, 06/30/2023, 06/30/2025)																
38085	TAIPEI PA TEH	02/05/1980	Active	21	0	1	-4.55%	25	4	0	Y		N	10/2022		\$2,004.74
Exc Award (06/30/2018, 06/30/2020, 06/30/2021, 06/30/2024, 06/30/2025)																
39074	TAIPEI PAI LING	11/12/1980	Active	33	2	0	6.45%	38		5	Y		N	10/2022		
Exc Award (06/30/2023)																
48733	TAIPEI PINE	06/17/1988	Active	20	6	0	42.86%	16		0	Y			09/2022		
Exc Award (06/30/2017, 06/30/2023)																



Club Health Assessment for District 300A 2 through December 2025

			Status	Membership						Reports				Finance	LCIF	
Club Number	Club Name	Charter Date	Times in Status Quo in Past 2 Years	Current Member Count **	YTD Members Added	YTD Members Dropped	YTD Net Growth% ***	Member Count 1 Year Ago	Dropped Members Avg.Length of Service	Months Since Membership Update	Current Officers Reported ****	Current President Repeated Term	VP Reported *****	Last Date Reported Service (mm/yyyy)	Account Balance	YTD Donations
37265	TAIPEI PO AI	06/07/1979	Active	27	2	0	8.00%	25		2	Y		N	03/2025		
	Exc Award (06/30/2017, 06/30/2020, 06/30/2021)															
147700	Taipei Police	07/28/2021	Active	36	11	4	24.14%	35	5	0	Y		R	08/2022		\$1,000.56
36246	TAIPEI REGO	11/27/1978	Active	29	2	2	0.00%	33	5	0	Y		N	11/2022		\$5,002.88
	Exc Award (06/30/2016, 06/30/2021, 06/30/2023)															
148272	Taipei Royal Knights	09/13/2021	Active	11	5	4	10.00%	20	3	0	N			07/2023		\$3,002.22
	Exc Award (06/30/2023)															
60621	TAIPEI SANWIN	04/10/1998	Active	32	3	1	6.67%	31	1	0	Y		N	07/2023		\$4,003.84
	Exc Award (06/30/2017, 06/30/2019, 06/30/2020, 06/30/2023)															
102610	TAIPEI SHANG BIN	06/24/2008	Active	25	13	0	108.33%	32		1	Y		N	08/2022		\$1,000.56
	Exc Award (06/30/2020, 06/30/2023, 06/30/2024)															
147848	Taipei Shi Dai	08/11/2021	Active	39	12	3	30.00%	30	2	0	Y		N	11/2021		\$21,049.78
	Exc Award (06/30/2025)															
128297	Taipei Shining Zenith	07/18/2016	Active	46	19	1	64.29%	38	1	1	Y		N	09/2024		
	Exc Award (06/30/2016, 06/30/2024)															
23449	TAIPEI SHUANG YUAN	06/30/1971	Active	50	4	0	8.70%	47		5	Y		N	08/2023		\$5,003.19
	Exc Award (06/30/2016, 06/30/2020, 06/30/2023, 06/30/2024)															
23447	TAIPEI SI MEN	03/26/1971	Active	39	0	0	0.00%	42		6	Y		N	07/2023		\$3,001.97
	Exc Award (06/30/2018, 06/30/2019, 06/30/2021, 06/30/2022, 06/30/2023)															
84386	TAIPEI SOLAR	10/29/2004	Active	18	2	0	12.50%	18		2	Y		N	09/2022		
	Exc Award (06/30/2016, 06/30/2019, 06/30/2021, 06/30/2022)															
147626	TAIPEI SONG CHING	07/16/2021	Active	23	0	0	0.00%	24		6	Y		N	08/2022		
54514	TAIPEI SONG HEH	05/25/1993	Active	25	3	0	13.64%	24		3	Y		N	09/2022		\$1,000.66
	Exc Award (06/30/2017, 06/30/2023, 06/30/2025)															
23450	TAIPEI SOUTHEAST	04/15/1964	Active	36	0	0	0.00%	43		6	Y		N	10/2022		\$2,001.12
	Exc Award (06/30/2019, 06/30/2021, 06/30/2024)															
106065	TAIPEI SUN MOON LIGHT	07/09/2009	Active	66	24	1	53.49%	53	1	1	Y		N	07/2023		\$3,002.99
	Exc Award (06/30/2021, 06/30/2023)															



Club Health Assessment for District 300A 2 through December 2025

			Status	Membership						Reports				Finance	LCIF	
Club Number	Club Name	Charter Date	Times in Status Quo in Past 2 Years	Current Member Count **	YTD Members Added	YTD Members Dropped	YTD Net Growth% ***	Member Count 1 Year Ago	Dropped Members Avg.Length of Service	Months Since Membership Update	Current Officers Reported ****	Current President Repeated Term	VP Reported *****	Last Date Reported Service (mm/yyyy)	Account Balance	YTD Donations
46519	TAIPEI SUNRISE	08/04/1986	Active	29	4	1	11.54%	24	1	0	Y		N	07/2023		\$2,002.62
	Exc Award (06/30/2017, 06/30/2023, 06/30/2024)															
23460	TAIPEI TA AN	04/18/1968	Active	19	4	0	26.67%	17		5	Y			07/2023		
	Exc Award (06/30/2021)															
136328	Taipei Tai Chi Art Aesthetics	08/28/2018	Active	38	16	0	72.73%	25		0	Y		N	09/2022		\$3,005.40
	Exc Award (06/30/2022, 06/30/2025)															
29755	TAIPEI TAY PYNG	08/22/1974	Active	35	0	0	0.00%	38		6	Y			10/2022		\$3,001.69
	Exc Award (06/30/2021, 06/30/2024)															
56074	TAIPEI TEH SHIN	09/06/1994	Active	15	4	0	36.36%	16		5	N			10/2022		\$1,000.66
	Exc Award (06/30/2016, 06/30/2022, 06/30/2023)															
119993	Taipei The Best	07/12/2013	Active	25	7	2	25.00%	20	2	0	Y		N	10/2022		\$2,001.32
	Exc Award (06/30/2016, 06/30/2017, 06/30/2023, 06/30/2025)															
50265	TAIPEI TUNG HSIN	03/01/1990	Active	30	6	1	20.00%	27	0	2	Y		N	09/2023		\$2,001.32
	Exc Award (06/30/2023)															
29661	TAIPEI TZU CHIANG	07/26/1974	Active	39	4	1	8.33%	38	36	0	Y			07/2023		\$3,007.11
	Exc Award (06/03/2016, 06/30/2018, 06/30/2020, 06/30/2021, 06/30/2022)															
136175	Taipei Wang Kung	08/09/2018	Active	11	0	3	-21.43%	14	3	0	Y		R	07/2023		
	Exc Award (06/30/2023)															
120142	Taipei World Business	08/13/2013	Active	19	2	1	5.56%	26	3	0	Y		N	07/2023		\$2,001.31
	Exc Award (06/30/2016, 06/30/2017, 06/30/2019, 06/30/2022, 06/30/2024, 06/30/2025)															
98772	TAIPEI WORLD TRADE	03/15/2007	Active	38	8	0	26.67%	40		1	Y		N	07/2023		
	Exc Award (06/30/2017, 06/30/2020, 06/30/2023, 06/30/2024)															
63513	TAIPEI Y2K	08/11/2000	Active	78	7	0	9.86%	75		4	Y		N	10/2022		\$6,007.27
	Exc Award (06/30/2018, 06/30/2020, 06/30/2021, 06/30/2022, 06/30/2024, 06/30/2025)															
121150	Taipei Yi Jiao	01/15/2014	Active	30	4	0	15.38%	26		5	Y		N	10/2022		\$13,008.43
	Exc Award (06/30/2018, 06/30/2021, 06/30/2022)															
49900	TAIPEI YU SHENG	10/16/1989	Active	40	0	5	-11.11%	57	11	0	Y		N	09/2022		\$2,001.32



Club Health Assessment for District 300A 2 through December 2025

INTERNATIONAL

Club Number	Club Name	Charter Date	Status	Membership					Reports				Finance	LCIF		
			Times in Status Quo in Past 2 Years	Current Member Count **	YTD Members Added	YTD Members Dropped	YTD Net Growth% ***	Member Count 1 Year Ago	Dropped Members Avg.Length of Service	Months Since Membership Update	Current Officers Reported ****	Current President Repeated Term	VP Reported *****	Last Date Reported Service (mm/yyyy)	Account Balance	YTD Donations
Exc Award (06/30/2016, 06/30/2018, 06/30/2020, 06/30/2021, 06/30/2023, 06/30/2024)	23456 TAIPEI YUANSHAN	06/03/1971	Active	39	4	0	11.43%	37		5	Y			07/2023		\$1,002.37
Exc Award (06/30/2017, 06/30/2018, 06/30/2021, 06/30/2023)	117706 TAIPEI YUNG AN	08/23/2012	Active	30	4	0	15.38%	34		2	Y		N	10/2022		\$6,005.56
Exc Award (06/30/2019, 06/30/2020, 06/30/2021)	60499 TAIPEI YUNG HSIANG	03/18/1998	Active	20	5	0	33.33%	36		5	Y		N	09/2022		\$1,000.56
Exc Award (06/30/2019, 06/30/2023, 06/30/2024)																

Clubs Cancelled Previous Fiscal Year – Clubs Cancelled within last 12 months may be reinstated

Club Number	Club Name	Charter Date	Current Status*	Cancellation Date
48623	TAIPEI CHIAO YUN	05/20/1988	Cancelled(6*)	06/29/2025
50515	TAIPEI CHUNG TE	05/04/1990	Cancelled(6*)	06/29/2025
110129	TAIPEI ELEGANT	01/14/2011	Cancelled(6*)	04/29/2025

Current Total Clubs Count	YTD New Clubs Count	YTD Cancelled Clubs Count	YTD Net Club Gain	Current Total Members Count	YTD Add	YTD Drop	YTD Net Growth	YTD Net Growth %	Member Count 12 Months Ago	Average Member Count Per Club	% of Clubs with less than 20 members	% No Officer Report in 12 Months	% of Clubs with balance 90+ days	Number of Clubs in Status Quo	% Status Quo Clubs in Financial Suspension	Number of Cancelled Clubs	Average Cancelled Club Age	Members Lost Due to Cancellation	% of Clubs Cancelled for Non-Financial Reasons
113	1	0	1	3,689	634	139	495	15.50%	3,696	33	12%	2%	0%	0	0%	0	0	0	0%

* - P - Priority Club. Cancellation Reasons: 1-Objectives/conduct, 2-Non-active club, 5-Non-existing club, 6-Disbanding, 7-Merger, 8-Financial Suspension, 9-District/Multiple District Dues.

** Red denotes below 15 active members.

*** Red denotes 20% + loss.

**** Y - all 3 (President, Secretary, Treasurer) club officers reported, N - not all 3 reported.

***** Abbreviation: N-New, IP-Immediate Past, R-Repeat.



Club Health Assessment for District 300A 3 through December 2025

			Status	Membership					Reports				Finance		LCIF	
Club Number	Club Name	Charter Date	Times in Status Quo in Past 2 Years	Current Member Count **	YTD Members Added	YTD Members Dropped	YTD Net Growth% ***	Member Count 1 Year Ago	Dropped Members Avg.Length of Service	Months Since Membership Update	Current Officers Reported ****	Current President Repeated Term	VP Reported *****	Last Date Reported Service (mm/yyyy)	Account Balance	YTD Donations
Clubs less than two years old																
191814	Taipei City AI	12/23/2025	Newly Chartered	25	25	0	100.00%	0		0	Y		N			
188254	Taipei Da Yeh	09/05/2025	Active	33	33	0	100.00%	0		3	Y		N			
157583	Taipei Evertrust Lions Club	03/19/2024	Active	74	3	0	4.23%	38		3	Y		N	09/2025		
Exc Award (06/30/2025)																
181040	Taipei Fire Fighting	03/27/2025	Active	61	6	0	10.91%	0		3	Y	2	R			
177216	Taipei He Xin	08/21/2024	Active	49	2	0	4.26%	39		2	Y		N	06/2025		
Exc Award (06/30/2025)																
157653	Taipei Stratagem	03/19/2024	Active	46	1	0	2.22%	43		5	Y		N	10/2024		
Exc Award (06/30/2025)																
156616	Taipei Wen Tao	01/22/2024	Active	135	60	0	80.00%	92		0	Y		N	03/2024	90+ Days	
Exc Award (06/30/2025)																
179044	Taipei Xin Xin	11/22/2024	Active	67	2	0	3.08%	30		4	Y					\$1,003.74
Clubs more than two years old																
85028	TAIPEI BI HU	03/15/2005	Active	52	6	0	13.04%	46		0	Y		N	12/2025		\$1,000.00
Exc Award (06/30/2024, 06/30/2025)																
39740	TAIPEI CENTURY	04/21/1981	Active	35	7	0	25.00%	31		4	Y		N	09/2024		\$1,000.00
Exc Award (06/30/2016, 06/30/2021, 06/30/2022, 06/30/2024)																
23430	TAIPEI CHENG CHUNG	04/06/1968	Active	22	6	2	22.22%	13	3	1	Y		N	10/2023		
Exc Award (06/30/2017, 06/30/2019)																
136081	Taipei Chin Hsin	07/25/2018	Active	32	6	1	18.52%	32	26	0	Y		N	11/2025		\$1,000.00
Exc Award (06/30/2019, 06/30/2020, 06/30/2024)																
100216	TAIPEI CHONG YAO	09/17/2007	Active	38	4	2	5.56%	48	3	0	Y		N	12/2025		\$2,001.00
Exc Award (06/30/2017, 06/30/2018, 06/30/2020, 06/30/2021, 06/30/2022, 06/30/2023, 06/30/2024)																
30481	TAIPEI CHUNG CHENG	03/31/1975	Active	28	5	1	16.67%	29	50	3	Y		N	05/2025		
Exc Award (06/30/2016, 06/30/2019, 06/30/2022, 06/30/2023, 06/30/2024)																
48888	TAIPEI CHUNG HUA	09/08/1988	Active	35	10	0	40.00%	25		5	Y		N	08/2025		\$2,000.00



Club Health Assessment for District 300A 3 through December 2025

			Status	Membership						Reports				Finance	LCIF	
Club Number	Club Name	Charter Date	Times in Status Quo in Past 2 Years	Current Member Count **	YTD Members Added	YTD Members Dropped	YTD Net Growth% ***	Member Count 1 Year Ago	Dropped Members Avg.Length of Service	Months Since Membership Update	Current Officers Reported ****	Current President Repeated Term	VP Reported *****	Last Date Reported Service (mm/yyyy)	Account Balance	YTD Donations
Exc Award (06/30/2017, 06/30/2020, 06/30/2022, 06/30/2023, 06/30/2024)																
58668	TAIPEI CHYUAN MEI	09/03/1996	Active	19	0	0	0.00%	17		3	Y		R	08/2023		
Exc Award (06/30/2016, 06/30/2017, 06/30/2021, 06/30/2022)																
124450	Taipei City Huei Chih	03/26/2015	Active	70	3	0	4.48%	73		2	Y			11/2024		\$2,000.00
Exc Award (06/30/2016, 06/30/2017, 06/30/2019, 06/30/2021, 06/30/2023, 06/30/2024)																
108889	TAIPEI CITY KAM KONG	08/17/2010	Active	20	3	10	-25.93%	29	4	0	Y		N	10/2025		\$2,000.00
Exc Award (06/30/2017, 06/30/2019, 06/30/2023, 06/30/2024)																
31111	TAIPEI COUNTRY	07/28/1975	Active	37	5	1	12.12%	36	1	0	Y		N	12/2025	90+ Days	\$10,077.24
Exc Award (06/30/2016, 06/30/2017, 06/30/2019, 06/30/2022, 06/30/2023, 06/30/2024)																
145742	Taipei da Zhi	03/22/2021	Active	34	6	0	21.43%	50		1	Y		N	01/2025		
Exc Award (06/30/2022, 06/30/2023)																
117669	TAIPEI DIAN FAN	08/17/2012	Active	39	4	2	5.41%	43	3	0	Y		N	12/2025		\$6,000.00
Exc Award (06/30/2019, 06/30/2020, 06/30/2023, 06/30/2024)																
115274	TAIPEI DONG YI	10/11/2011	Active	28	0	1	-3.45%	33	1	0	Y		N	10/2023		
Exc Award (06/30/2017, 06/30/2021)																
62683	TAIPEI DUNG HU	01/18/2000	Active	68	2	1	1.49%	71	14	1	Y		N	05/2024		
Exc Award (06/30/2016, 06/30/2017, 06/30/2021, 06/30/2023)																
62292	TAIPEI FAR EAST	08/09/1999	Active	39	8	1	21.88%	47	20	0	Y		N	02/2025		
Exc Award (06/30/2016, 06/30/2019, 06/30/2023)																
23424	TAIPEI FU HSIN	06/23/1971	Active	28	2	7	-15.15%	29	9	3	Y		N	09/2025		
Exc Award (06/30/2017, 06/30/2018, 06/30/2020, 06/30/2023, 06/30/2024, 06/30/2025)																
59275	TAIPEI GLORIA	03/24/1997	Active	31	5	0	19.23%	27		4	Y		N	02/2024		\$1,000.00
Exc Award (06/30/2016, 06/30/2018, 06/30/2019, 06/30/2022)																
128968	Taipei Happy	09/19/2016	Active	86	8	4	4.88%	79	9	0	Y		N	12/2025		
Exc Award (06/30/2021, 06/30/2022, 06/30/2024, 06/30/2025)																




Club Health Assessment for District 300A 3 through December 2025

			Status	Membership					Reports				Finance		LCIF	
Club Number	Club Name	Charter Date	Times in Status Quo in Past 2 Years	Current Member Count **	YTD Members Added	YTD Members Dropped	YTD Net Growth% ***	Member Count 1 Year Ago	Dropped Members Avg.Length of Service	Months Since Membership Update	Current Officers Reported ****	Current President Repeated Term	VP Reported *****	Last Date Reported Service (mm/yyyy)	Account Balance	YTD Donations
59506	TAIPEI HI STAR	05/01/1997	Active	48	2	0	4.35%	47		3	Y		N	12/2025		\$11,000.00
	Exc Award (06/30/2016, 06/30/2020, 06/30/2022, 06/30/2023, 06/30/2024, 06/30/2025)															
33898	TAIPEI HSIN YI	05/19/1977	Active	49	2	0	4.26%	47		3	Y		N	04/2024		
	Exc Award (06/30/2017, 06/30/2022, 06/30/2023, 06/30/2024)															
62501	TAIPEI JAPANESE	11/16/1999	Active	27	2	0	8.00%	26		4	Y		N	07/2023	90+ Days	
	Exc Award (06/30/2017, 06/30/2022)															
117667	TAIPEI JENAI	08/17/2012	Active	120	5	1	3.45%	118	12	1	Y		N	10/2025		\$3,000.00
	Exc Award (06/30/2016, 06/30/2017, 06/30/2019, 06/30/2020, 06/30/2021, 06/30/2022, 06/30/2023, 06/30/2024, 06/30/2025)															
97031	TAIPEI JIN YEN	04/27/2006	Active	27	5	0	22.73%	19		3	Y		N	08/2023		\$34,000.00
	Exc Award (06/30/2016, 06/30/2020, 06/30/2021, 06/30/2022, 06/30/2025)															
89449	TAIPEI JOIN SERVE	10/18/2005	Active	46	0	0	0.00%	48		4	Y		N	08/2023		\$1,000.00
	Exc Award (06/30/2017, 06/30/2021)															
54786	TAIPEI JONG YIH	07/23/1993	Active	20	1	1	0.00%	28	8	0	Y		N	08/2025		\$3,002.99
	Exc Award (06/30/2018, 06/30/2021, 06/30/2023, 06/30/2024)															
53732	TAIPEI KANG FU	10/12/1992	Active	16	1	0	6.67%	17		4	Y		N	08/2023		
	Exc Award (06/30/2016, 06/30/2017, 06/30/2023, 06/30/2024)															
54729	TAIPEI KINDNESS	07/09/1993	Active	25	5	0	25.00%	29		5	Y		N	10/2025		
	Exc Award (06/30/2016, 06/30/2018, 06/30/2019, 06/30/2021, 06/30/2022, 06/30/2024)															
23439	TAIPEI KU TING	04/15/1969	Active	21	5	2	16.67%	23	45	0	Y		N	09/2023	90+ Days	\$2,000.00
	Exc Award (06/30/2025)															
49156	TAIPEI KUO HUA	01/18/1989	Active	31	15	0	93.75%	31		5	Y		N	12/2025		\$1,000.00
	Exc Award (06/30/2022, 06/30/2023)															
51048	TAIPEI LILY	11/05/1990	Active	108	11	1	10.20%	102	13	0	Y		N	09/2025		\$5,000.00
	Exc Award (06/30/2018, 06/30/2019, 06/30/2020, 06/30/2021, 06/30/2022, 06/30/2024)															
51968	TAIPEI MIN YU	08/20/1991	Active	36	1	3	-5.26%	42	7	1	Y		N	05/2025		



Club Health Assessment for District 300A 3 through December 2025

			Status	Membership					Reports					Finance	LCIF	
Club Number	Club Name	Charter Date	Times in Status Quo in Past 2 Years	Current Member Count **	YTD Members Added	YTD Members Dropped	YTD Net Growth% ***	Member Count 1 Year Ago	Dropped Members Avg.Length of Service	Months Since Membership Update	Current Officers Reported ****	Current President Repeated Term	VP Reported *****	Last Date Reported Service (mm/yyyy)	Account Balance	YTD Donations
Exc Award (06/30/2017, 06/30/2025)			Active	17	2	0	13.33%	13		3	Y		N	09/2022		
49007	TAIPEI MU LAN	11/08/1988														
Exc Award (06/30/2017, 06/30/2018)			Active	34	5	2	9.68%	35	13	0	Y		N	08/2024		\$1,000.00
56036	TAIPEI MU PEN	08/11/1994														
Exc Award (06/30/2016, 06/30/2017)			Active	51	15	5	24.39%	48	18	2	N	None		01/2024	90+ Days	
23427	TAIPEI NAN KANG	12/10/1973														
Exc Award (06/30/2016, 06/30/2017, 06/30/2019)			Active	16	1	0	6.67%	18		1	Y			09/2025		\$1,001.00
62801	TAIPEI NAN LUNG	02/17/2000														
Exc Award (06/30/2017, 06/30/2019, 06/30/2020, 06/30/2022, 06/30/2025)			Active	101	6	2	4.12%	67	5	0	Y		N	10/2025		
121141	Taipei Navigation	01/14/2014														
Exc Award (06/30/2017, 06/30/2019, 06/30/2021, 06/30/2023, 06/30/2025)			Active	107	2	0	1.90%	75		3	Y		N	12/2025		
63626	TAIPEI NEW MILLENNIUM	10/12/2000														
Exc Award (06/30/2017, 06/30/2019, 06/30/2021, 06/30/2023, 06/30/2025)			Active	24	0	0	0.00%	27		4	Y		N	04/2023	90+ Days	
43789	TAIPEI PLUM FLOWER	04/05/1984														
Exc Award (06/30/2016, 06/30/2017, 06/30/2020, 06/30/2021, 06/30/2023, 06/30/2024, 06/30/2025)			Active	57	2	0	3.64%	31		2	Y		N	11/2025		
53839	TAIPEI SEVEN STAR	11/23/1992														
Exc Award (06/30/2016, 06/30/2017, 06/30/2020, 06/30/2021, 06/30/2023, 06/30/2024, 06/30/2025)			Active	124	7	0	5.98%	120		3	Y		N	12/2025		
51998	TAIPEI SHU YING	09/09/1991														
Exc Award (06/30/2016, 06/30/2017, 06/30/2023)			Active	31	3	2	3.33%	36	2	0	Y		N	12/2025		\$1,000.00
47626	TAIPEI SUN RISE	06/30/1987														
Exc Award (06/30/2016, 06/30/2017, 06/30/2018, 06/30/2019, 06/30/2022, 06/30/2023, 06/30/2024)			Active	23	2	0	9.52%	22		1	Y		N	12/2025		\$3,001.96
58908	TAIPEI SURPASSING	12/06/1996														
Exc Award (06/30/2016, 06/30/2017, 06/30/2023)			Active	40	0	0	0.00%	16		3	Y		N	11/2025		
121140	Taipei Te Shiao	01/14/2014														
Exc Award (06/30/2024)			Active	27	10	6	17.39%	28	2	0	N		N	10/2023		
153891	Taipei Tian Hou	04/19/2023														
Exc Award (06/30/2023)			Active	35	0	0	0.00%	26		7	Y		N	12/2025		\$1,006.62
136858	Taipei Tsung Cheng	11/28/2018														
Exc Award (06/30/2023)			Active	245	0	0	0.00%	188		3	Y		N	06/2025		
32253	TAIPEI TUN HUA	05/05/1976														



Club Health Assessment for District 300A 3 through December 2025


			Status	Membership						Reports				Finance	LCIF	
Club Number	Club Name	Charter Date	Times in Status Quo in Past 2 Years	Current Member Count **	YTD Members Added	YTD Members Dropped	YTD Net Growth% ***	Member Count 1 Year Ago	Dropped Members Avg.Length of Service	Months Since Membership Update	Current Officers Reported ****	Current President Repeated Term	VP Reported *****	Last Date Reported Service (mm/yyyy)	Account Balance	YTD Donations
Exc Award (06/30/2016, 06/30/2018, 06/30/2019, 06/30/2020, 06/30/2021, 06/30/2022, 06/30/2023, 06/30/2024, 06/30/2025)			Active	30	2	12	-25.00%	33	2	0	Y		N	09/2025		
40266	TAIPEI UNION	07/15/1981														
Exc Award (06/30/2017, 06/30/2022, 06/30/2023, 06/30/2025)			Active	101	4	0	4.12%	95		2	Y		N	08/2023		
58644	TAIPEI UNITED	08/13/1996														
Exc Award (06/30/2016, 06/30/2018, 06/30/2020, 06/30/2021, 06/30/2022, 06/30/2025)			Active	29	3	0	11.54%	31		3	Y		N	02/2024		\$3,000.00
51755	TAIPEI UNITY	06/07/1991														
Exc Award (06/30/2016, 06/30/2017, 06/30/2024)			Active	21	4	2	10.53%	21	2	0	Y		N	08/2023		
64701	TAIPEI UTOPIA	10/01/2001														
Exc Award (06/30/2023, 06/30/2025)			Active	31	2	3	-3.13%	36	3	0	Y		N	10/2025		
62904	TAIPEI YA TAI	03/09/2000														
Exc Award (06/30/2016, 06/30/2024, 06/30/2025)			Active	18	2	3	-5.26%	21	2	0	Y		N	10/2023		\$1,000.00
136243	Taipei Yi Kang	08/17/2018														
Exc Award (06/30/2023, 06/30/2025)			Active	18	1	0	5.88%	16		3	Y		N	04/2022		
103002	TAIPEI YOU BON	06/30/2008														
			Active	55	3	2	1.85%	42	1	0	Y		N	03/2024		
149841	Taipei Yuan Rong	02/10/2022														
Exc Award (06/30/2023, 06/30/2024, 06/30/2025)			Active	38	16	11	15.15%	29	1	3	Y		N	10/2025	90+ Days	\$2,000.00
110805	TAIPEI YUN JIN	04/11/2011														
Exc Award (06/30/2016, 06/30/2024, 06/30/2025)																

Clubs Cancelled Previous Fiscal Year – Clubs Cancelled within last 12 months may be reinstated

Club Number	Club Name	Charter Date	Current Status*	Cancellation Date
54787	TAIPEI TA HAN	07/23/1993	Cancelled(8*)	12/30/2024



Club Health Assessment for District 300A 3 through December 2025

						Status		Membership				Reports				Finance		LCIF	
						Times in Status Quo in Past 2 Years		Current Member Count **	YTD Members Added	YTD Members Dropped	YTD Net Growth***	Member Count 1 Year Ago	Dropped Members Avg.Length of Service	Months Since Membership Update	Current Officers Reported ****	Current President Repeated Term	VP Reported *****	Last Date Reported Service (mm/yyyy)	Account Balance
Club Number	Club Name		Charter Date																
Current Total Clubs Count	YTD New Clubs Count	YTD Cancelled Clubs Count	YTD Net Club Gain	Current Total Members Count	YTD Add	YTD Drop	YTD Net Growth	Member Count 12 Months Ago	Average Member Count Per Club	% of Clubs with less than 20 members	% No Officer Report in 12 Months	% of Clubs with balance 90+ days	Number of Clubs in Status Quo	% Status Quo Clubs in Financial Suspension	Number of Cancelled Clubs	Average Cancelled Club Age	Members Lost Due to Cancellation	% of Clubs Cancelled for Non-Financial Reasons	
64	2	0	2	3,078	369	91	278	9.93%	2,651	48	9%	0%	11%	0	0%	0	0	0	0%

* - P - Priority Club. Cancellation Reasons: 1-Objectives/conduct, 2-Non-active club, 5-Non-existing club, 6-Disbanding, 7-Merger, 8-Financial Suspension, 9-District/Multiple District Dues.

** Red denotes below 15 active members.

*** Red denotes 20% + loss.

**** Y - all 3 (President, Secretary, Treasurer) club officers reported, N - not all 3 reported.

***** Abbreviation: N-New, IP-Immediate Past, R-Repeat.



Club Health Assessment for District 300A 5 through December 2025

			Status	Membership						Reports				Finance	LCIF	
Club Number	Club Name	Charter Date	Times in Status Quo in Past 2 Years	Current Member Count **	YTD Members Added	YTD Members Dropped	YTD Net Growth% ***	Member Count 1 Year Ago	Dropped Members Avg.Length of Service	Months Since Membership Update	Current Officers Reported ****	Current President Repeated Term	VP Reported *****	Last Date Reported Service (mm/yyyy)	Account Balance	YTD Donations
Clubs less than two years old																
187335	I Lan Glory	08/01/2025	Active	32	32	0	100.00%	0		1	Y			11/2025		
180228	Taitung Tung Ching	01/09/2025	Active	12	0	21	-63.64%	0	1	0	Y	2		10/2025		
Clubs more than two years old																
35231	CHIAO HSI	03/07/1978	Active	35	2	5	-7.89%	45	3	0	Y			10/2025	90+ Days	\$1,000.02
Exc Award (06/30/2016, 06/30/2018)																
23375	HUALIEN	03/21/1964	Active	44	5	12	-13.73%	51	14	1	Y		N	08/2025		\$17,002.75
34406	HUALIEN CENTER	08/19/1977	Active	30	5	3	7.14%	30	9	0	Y		N	12/2025		\$2,000.04
40326	HUALIEN CHUNG SHAN	08/27/1981	Active	31	8	7	3.33%	30	5	0	Y			12/2025		\$13,901.20
131689	Hualien Ci-Sin	06/26/2017	Active	36	8	0	28.57%	32		0	Y		N	12/2025		\$4,680.49
Exc Award (06/30/2018)																
48975	HUALIEN CITY LONG YEN	10/24/1988	Active	46	10	2	21.05%	43	4	0	Y		N	09/2025		\$2,000.25
Exc Award (06/30/2016, 06/30/2019, 06/30/2020)																
109307	HUALIEN EAST COAST	09/23/2010	Active	22	9	4	29.41%	31	3	0	Y		N	08/2025		
44247	HUALIEN FAN CHA LAI	09/27/1984	Active	44	5	2	7.32%	44	1	0	Y		N	12/2025		\$1,920.24
Exc Award (06/30/2016, 06/30/2020)																
42211	HUALIEN HSINCHENG	01/07/1983	Active	26	1	0	4.00%	31		1	Y		N	11/2025		\$1,250.75
67484	HUALIEN HUEI LAN	03/25/2003	Active	22	0	2	-8.33%	25	6	2	Y		N	11/2025		\$5,000.05
109218	HUALIEN JIN HUA	09/10/2010	Active	17	7	0	70.00%	11		0	Y		N	10/2025		\$1,000.02
Exc Award (06/30/2016, 06/30/2018)																
106778	HUALIEN JIN YING	10/19/2009	Active	5	1	15	-73.68%	20	10	0	N	None		07/2025		
126792	Hualien Kuai Le	02/15/2016	Active	21	3	0	16.67%	20		5	Y			09/2025		\$2,419.62
Exc Award (06/30/2020)																
49336	HUALIEN LIEN HUA	03/22/1989	Active	65	10	2	14.04%	56	1	0	Y		N	12/2025		\$20,056.47
Exc Award (06/30/2016, 06/30/2019)																
89386	HUALIEN TUNG YANG	10/06/2005	Active	30	2	2	0.00%	35	11	0	Y			12/2025		\$1,600.44
Exc Award (06/30/2016)																
23376	I LAN	07/14/1971	Active	49	2	0	4.26%	50		4	Y		N	11/2025		
Exc Award (06/30/2016)																



Club Health Assessment for District 300A 5 through December 2025

			Status	Membership						Reports				Finance	LCIF	
Club Number	Club Name	Charter Date	Times in Status Quo in Past 2 Years	Current Member Count **	YTD Members Added	YTD Members Dropped	YTD Net Growth% ***	Member Count 1 Year Ago	Dropped Members Avg.Length of Service	Months Since Membership Update	Current Officers Reported ****	Current President Repeated Term	VP Reported *****	Last Date Reported Service (mm/yyyy)	Account Balance	YTD Donations
51202	I LAN CHI HUA	01/17/1991	Active	36	0	4	-10.00%	47	1	0	Y		N	11/2025		\$2,810.38
Exc Award (06/30/2016, 06/30/2023)																
53605	I LAN CHUANG WEI	08/18/1992	Active	46	1	2	-2.13%	47	7	0	Y		N	09/2025		\$2,000.48
52936	I LAN CHUNG SHAN	04/13/1992	Active	69	10	2	13.11%	65	17	1	Y		N	11/2025		\$9,824.00
Exc Award (06/30/2016, 06/30/2023)																
117687	I LAN ELITE	08/21/2012	Active	81	3	1	2.53%	94	3	0	Y		N	10/2025		\$5,000.55
Exc Award (06/30/2016, 06/30/2023)																
58396	I LAN ENTREPRENEUR	06/07/1996	Active	44	3	0	7.32%	41		2	Y		N	11/2025		\$2,413.72
53651	I LAN FU CHENG	09/02/1992	Active	40	13	0	48.15%	29		3	Y		N	11/2025		\$6,000.14
Exc Award (06/30/2019)																
68696	I LAN HSIEN Hsieh HO	04/19/2003	Active	44	7	14	-13.73%	48	4	0	Y		N	10/2025		\$9,040.09
Exc Award (06/30/2016)																
49518	I LAN HSIEN LAN YOUNG	05/08/1989	Active	40	3	2	2.56%	41	1	0	Y		N	10/2025		\$3,000.79
155268	I Lan Lan Hsin	07/19/2023	Active	35	2	1	2.94%	38	2	0	Y		N	12/2025		\$12,602.97
139653	I Lan Phoenix	09/04/2019	Active	28	4	3	3.70%	31	3	0	Y		N	10/2025		\$3,090.34
Exc Award (06/30/2023)																
47884	I LAN RENASCENCE	11/17/1987	Active	39	2	1	2.63%	41	0	4	Y		N	11/2025		\$1,400.02
68695	I LAN SUCCESS	04/19/2003	Active	85	7	1	7.59%	81	11	3	Y		N	12/2025		\$8,000.55
Exc Award (06/30/2018)																
51111	I LAN TUNG KUAN	12/06/1990	Active	34	12	0	54.55%	29		3	Y		N	10/2025		\$3,000.72
57284	I LAN TZU HUI	08/15/1995	Active	35	3	1	6.06%	34	12	0	Y		N	11/2025		\$1,700.02
65323	I LAN ZHONG YUAN	05/02/2002	Active	39	18	3	62.50%	32	3	0	Y		N	11/2025		\$1,200.15
Exc Award (06/30/2019)																
39447	ILAN CENTRAL	02/05/1981	Active	74	6	2	5.71%	71	21	0	Y		N	11/2025		\$5,168.01
48383	ILAN CITY MUH LAN	04/06/1988	Active	41	10	0	32.26%	35		3	Y			10/2025		\$6,700.49
43036	ILAN SANHSING	09/08/1983	Active	36	1	0	2.86%	39		5	Y		N	10/2025		\$1,719.29
43382	ILAN YUANSHAN	01/10/1984	Active	43	6	0	16.22%	41		2	Y		N	09/2025		\$21,500.56
Exc Award (06/30/2018, 06/30/2023)																
23386	KEELUNG	04/07/1959	Active	19	0	2	-9.52%	23	2	0	Y		N	11/2025		\$12,001.22
60723	KEELUNG AI HSIN	05/05/1998	Active	12	0	0	0.00%	18		3	Y		IP	11/2025		\$3,240.72
23387	KEELUNG CENTRAL	12/23/1967	Active	27	5	0	22.73%	26		5	Y		N	10/2025		\$300.07



Club Health Assessment for District 300A 5 through December 2025

			Status	Membership						Reports				Finance	LCIF	
Club Number	Club Name	Charter Date	Times in Status Quo in Past 2 Years	Current Member Count **	YTD Members Added	YTD Members Dropped	YTD Net Growth% ***	Member Count 1 Year Ago	Dropped Members Avg.Length of Service	Months Since Membership Update	Current Officers Reported ****	Current President Repeated Term	VP Reported *****	Last Date Reported Service (mm/yyyy)	Account Balance	YTD Donations
49801	KEELUNG CENTURY	08/14/1989	Active	28	6	1	21.74%	25	0	3	Y		N	09/2025		\$4,001.00
38988	KEELUNG CHUNG CHENG	10/23/1980	Active	14	2	0	16.67%	14		0	Y			11/2025		\$4,700.62
	Exc Award (06/30/2019, 06/30/2023)															
55457	KEELUNG CHUNG HSIAO	03/23/1994	Active	17	0	1	-5.56%	22	24	0	Y			11/2025		\$1,000.02
	Exc Award (06/30/2019)															
57285	KEELUNG CHUNG SHAN	08/15/1995	Active	25	5	0	25.00%	21		5	N		N	10/2025		\$6,301.56
	Exc Award (06/30/2019)															
44087	KEELUNG EVER GREEN	06/30/1984	Active	14	0	0	0.00%	14		1	Y		N	11/2025		\$3,100.65
62469	KEELUNG FENG HUANG	11/04/1999	Active	55	6	1	10.00%	51	9	3	Y		N	12/2025		\$19,123.68
	Exc Award (06/30/2018, 06/30/2019)															
99543	KEELUNG HELLO	06/05/2007	Active	99	16	1	17.86%	85	1	1	Y		N	12/2025		\$35,109.48
	Exc Award (06/30/2016, 06/30/2019)															
48384	KEELUNG HSIN HO	04/06/1988	Cancelled(8*)	0	0	10	-100.00%	10	6	16	N	None		12/2022	90+ Days	
	Exc Award (06/30/2023)															
52656	KEELUNG HSIN I	03/04/1992	Active	40	12	0	42.86%	31		5	Y		N	11/2025		\$29,603.92
	Exc Award (06/30/2019)															
123155	Keelung Ideal	09/19/2014	Active	28	6	4	7.69%	29	4	0	Y			12/2025		\$10,000.43
	Exc Award (06/30/2019)															
45186	KEELUNG JEN AI	06/19/1985	Active	14	1	0	7.69%	13		2	N	None		01/2022		\$1,000.15
55570	KEELUNG KUAN TU	04/18/1994	Active	15	1	0	7.14%	15		2	Y		N	09/2025		
49802	KEELUNG KWANG HUA	08/14/1989	Active	12	3	1	20.00%	15	26	3	Y			01/2022		\$490.17
49136	KEELUNG MUH LAN	01/06/1989	Active	30	5	1	15.38%	28	15	0	Y		N	12/2025		\$24,115.80
	Exc Award (06/30/2018)															
51894	KEELUNG OCEANIC	07/15/1991	Active	29	6	0	26.09%	26		5	Y		N	09/2025		\$8,001.90
51949	KEELUNG ORIENT	08/12/1991	Active	26	1	1	0.00%	33	2	0	Y		N	12/2025		\$4,533.93
	Exc Award (06/30/2016, 06/30/2019, 06/30/2020)															
47008	KEELUNG PEACE	03/03/1987	Active	24	5	0	26.32%	21		1	Y	2		12/2025		\$6,000.12
	Exc Award (06/30/2020)															
38498	KEELUNG PORT L C	05/14/1980	Active	21	2	0	10.53%	19		0	Y		R	10/2025		\$2,000.02
54808	KEELUNG TSUR HUEI	08/05/1993	Active	55	1	0	1.85%	56		3	Y		N	12/2025		\$27,708.32
	Exc Award (06/30/2016)															



Club Health Assessment for District 300A 5 through December 2025

			Status	Membership						Reports				Finance	LCIF	
Club Number	Club Name	Charter Date	Times in Status Quo in Past 2 Years	Current Member Count **	YTD Members Added	YTD Members Dropped	YTD Net Growth% ***	Member Count 1 Year Ago	Dropped Members Avg.Length of Service	Months Since Membership Update	Current Officers Reported ****	Current President Repeated Term	VP Reported *****	Last Date Reported Service (mm/yyyy)	Account Balance	YTD Donations
40444	KEELUNG TZYH CHYANG L C	10/22/1981	Active	22	0	0	0.00%	24		5	Y	2	N	09/2021		\$2,000.04
51485	KEELUNG UNITED	03/28/1991	Active	37	7	0	23.33%	33		1	Y		N	12/2025		\$7,001.72
89213	KEELUNG YI PINYI	08/30/2005	Active(1)	24	2	0	9.09%	23		4	Y		N	11/2025		\$7,001.15
129171	Keelung Zhen-Xing Campus	10/20/2016	Active	18	0	0	0.00%	23		5	Y		N	11/2025		\$100.00
23388	KUANG FU	06/15/1973	Active	25	2	0	8.70%	23		4	Y		N	08/2025		
23390	LO TUNG	04/30/1969	Active	87	9	3	7.41%	83	13	0	N		N	11/2025		\$2,000.33
23391	MEI LUN	04/24/1972	Active	51	8	2	13.33%	49	3	3	Y		N	08/2025		\$6,039.25
Exc Award (06/30/2016)																
137352	Ocean University	02/01/2019	Active	22	8	2	37.50%	24	1	0	N			07/2025		
23401	SU AO	04/25/1970	Active	56	4	1	5.66%	55	55	3	Y		N	12/2025		\$3,000.72
23459	TAITUNG	01/28/1967	Active	31	5	0	19.23%	29		0	Y		N	08/2025		\$18,001.17
Exc Award (06/30/2016)																
37380	TAITUNG CHENG KUNG L C	06/29/1979	Active	23	2	4	-8.00%	27	2	0	Y		R	08/2025		
49008	TAITUNG CITY TUNG LAN	11/09/1988	Active	30	6	2	15.38%	31	1	4	Y		N	12/2025		\$5,000.33
Exc Award (06/30/2023)																
51679	TAITUNG HSIEN CHUNG HSING	05/13/1991	Active	35	1	3	-5.41%	37	5	0	Y		N	11/2025		\$4,701.19
Exc Award (06/30/2018)																
61800	TAITUNG HSIEN GREEN ISLAND	04/21/1999	Active	22	4	2	10.00%	21	2	0	Y		N	08/2025		\$1,000.02
50427	TAITUNG HSIEN HSIN SHENG	04/17/1990	Active	58	13	0	28.89%	49		1	Y		N	07/2025		\$2,000.50
152817	Taitung Hsien Lanyu	10/21/2022	Active	20	0	10	-33.33%	30	3	0	N		N	09/2025		
50139	TAITUNG HSIEN LEE YU SHAN	01/29/1990	Active	29	0	5	-14.71%	35	3	0	Y		R	08/2025		\$2,000.04
23461	TAITUNG KUAN SAN	02/04/1968	Active	21	1	0	5.00%	25		5	Y		N	11/2025		\$1,420.24
59924	TAITUNG TAI MA LI	08/29/1997	Active	23	2	0	9.52%	22		4	Y		N	09/2025		
55571	TAITUNG TUNG HORNG	04/18/1994	Active	29	1	0	3.57%	29		5	Y		R	08/2025		\$1,000.01
38989	TAITUNG TZU CHIANG	10/23/1980	Active	37	0	0	0.00%	43		5	Y		N	08/2025		\$1,000.25
34324	TONG SAN L C	07/28/1977	Active	29	1	0	3.57%	32		1	Y			08/2025		\$3,100.08
Exc Award (06/30/2018)																
34325	TOU CHEN L C	07/28/1977	Active	23	6	1	27.78%	19	16	0	Y			11/2025		\$1,330.46
Exc Award (06/30/2023)																



Club Health Assessment for District 300A 5 through December 2025

INTERNATIONAL

Club Number	Club Name	Charter Date	Status	Membership						Reports				Finance	LCIF	
			Times in Status Quo in Past 2 Years	Current Member Count **	YTD Members Added	YTD Members Dropped	YTD Net Growth***	Member Count 1 Year Ago	Dropped Members Avg.Length of Service	Months Since Membership Update	Current Officers Reported ****	Current President Repeated Term	VP Reported *****	Last Date Reported Service (mm/yyyy)	Account Balance	YTD Donations
35233	WU CHIEH L C	03/12/1978	Active	31	1	0	3.33%	31		5	Y		N	12/2025		\$5,001.55
139189	Yi-Lan Jiou Chiung Internet	07/11/2019	Active	31	6	3	10.71%	34	2	0	Y			09/2025		\$2,000.04

Clubs Cancelled Previous Fiscal Year – Clubs Cancelled within last 12 months may be reinstated

Club Number	Club Name	Charter Date	Current Status*	Cancellation Date
125715	I Lan Kavalan Campus	08/27/2015	Cancelled(8*)	06/29/2025

Current Total Clubs Count	YTD New Clubs Count	YTD Cancelled Clubs Count	YTD Net Club Gain	Current Total Members Count	YTD Add	YTD Drop	YTD Net Growth	YTD Net Growth %	Member Count 12 Months Ago	Average Member Count Per Club	% of Clubs with less than 20 members	% No Officer Report in 12 Months	% of Clubs with balance 90+ days	Number of Clubs in Status Quo	% Status Quo Clubs in Financial Suspension	Number of Cancelled Clubs	Average Cancelled Club Age	Members Lost Due to Cancellation	% of Clubs Cancelled for Non-Financial Reasons
83	1	1	0	2,874	393	175	218	8.21%	2,864	35	14%	0%	1%	0	0%	1	48	10	-100%

* - P - Priority Club. Cancellation Reasons: 1-Objectives/conduct, 2-Non-active club, 5-Non-existing club, 6-Disbanding, 7-Merger, 8-Financial Suspension, 9-District/Multiple District Dues.

** Red denotes below 15 active members.

*** Red denotes 20% + loss.

**** Y - all 3 (President, Secretary, Treasurer) club officers reported, N - not all 3 reported.

***** Abbreviation: N-New, IP-Immediate Past, R-Repeat.